



#justtakealession
with
@just_takeabreak





This week

- suit / fit / match
- pronunciation
- Present Simple vs Present Cont
- at / on / in + time
- cruise / trip / travel / journey etc
- adjectives -ed / -ing



TODAY

On the menu

SUIT

FIT

MATCH

GO WITH

#justtakealesson

Which word
would you use
in the following
sentences?

MIND THE -S/-ES
ENDING!

#justtakealesson

1.
This jacket
.....
you perfectly.
It is just the right
size.

#justtakealesson

2.
This sweatshirt
really
.....
you.
It looks great on
you!

#justtakealesson

3.
These earrings
.....
your bracelet.


#justtakealesson

4.
This leather bag
.....
your shoes.

#justtakealesson

SUITS / FITS / MATCHES / GO

answers and explanations



1.
This jacket
.....
you perfectly.
It is just the right
size.

#justtakealesson

2.
This sweatshirt
really
.....
you.
It looks great on
you!

#justtakealesson

3.
These earrings
.....
your bracelet.

#justtakealesson

4.
This leather bag
.....
your shoes.

#justtakealesson

FITS

Pasować rozmiarem

[https://
dictionary.cambridge.org/
dictionary/english-polish/fit_1](https://dictionary.cambridge.org/dictionary/english-polish/fit_1)

SUITS

Dobrze w czymś
wyglądać

[https://
dictionary.cambridge.org/
dictionary/english-polish/suit_2](https://dictionary.cambridge.org/dictionary/english-polish/suit_2)

GO WITH

Pasuje jedno do
drugiego
Liczba mnoga,
więc bez
-s/es

MATCHES

Pasuje jedno do
drugiego
Liczba pojedyn-
cza , więc z -es
[https://
dictionary.cambridge.org/
dictionary/english-polish/
match_2](https://dictionary.cambridge.org/dictionary/english-polish/match_2)

Correct: 2

<https://dictionary.cambridge.org/dictionary/english-polish/comfortable>



Correct: 1

<https://dictionary.cambridge.org/dictionary/english-polish/basic>



*I love this hoodie.
It's so comfortable.*

1. /komfortejbl/

RIGHT OR WRONG?



*PLNY hoodie
is really comfortable.*

2. /kamftebl/

This power bank is my
basic equipment
during traveling.

1. /bejsik/



RIGHT OR WRONG?

This power bank is my
basic equipment
during traveling.

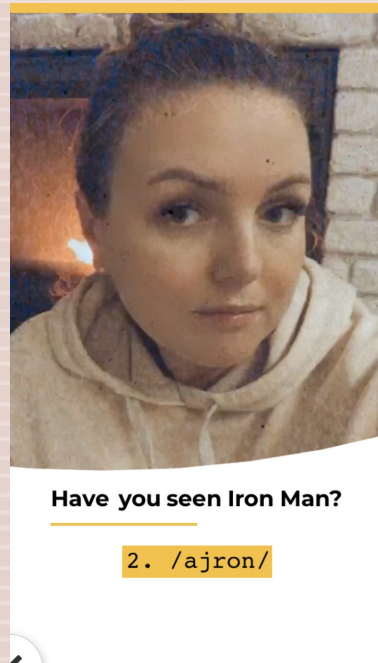
2. /beżik/





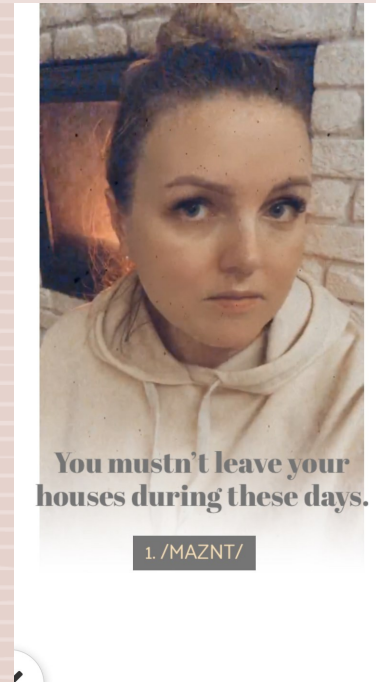
Have you seen Iron Man?

1. /ajen/




Have you seen Iron Man?

2. /ajron/



You mustn't leave your houses during these days.

1. /MAZNT/



You mustn't leave your houses during these days.

2. /MASNT/

Correct: 1

https://dictionary.cambridge.org/dictionary/english-polish/iron_1

Correct: 2

<https://dictionary.cambridge.org/dictionary/english-polish/mustn-t?q=mustn%27t>



Hi Guys!

*I'd like to tell you a few words about me.
Ready?*

Let's do it!

NOT EVERYTHING IS TRUTH.



**Please focus on
the tenses!**

Present Simple and Present Continuous

RIGHT OR WRONG?

It's your choice!



*This year I
in Warsaw.*

First of all, I would like to tell you that I live in Skierniewice.

However..

A. live

B. am living

Wszystko, co jest tymczasowe w naszym życiu wyrażamy w czasie Present Continuous.

Dlatego poprawna odpowiedź to B. Present Simple używamy dla stałych czynności.

(I live in Skierniewice)

I moved to Warsaw for one reason.

A. don't want

B. 'm not wanting

Niektórych czasowników nie możemy używać w czasie Present Continuous, a tak naprawdę w żadnej formie -ing.

Dlatego poprawna odpowiedź to A.

Oczywiście mówimy o języku potocznym. Jeśli interesują Was wyjątki, tu je znajdziecie:

<https://dictionary.cambridge.org/grammar/british-grammar/want>



*I to commute
to my work any more.*



Why so naughty today?

Fluffy, you are such a good girl.

A. are you

B. are you being

Podobnie, jak „to want”, czasownik „to be” nie lubi formy -ing.

Jednak jeśli mówimy o czyimś zachowaniu w danej chwili, to jak najbardziej forma „being” jest ok.

Dlatego poprawna odpowiedź to B. Więcej tu:

<https://dictionary.cambridge.org/grammar/british-grammar/be>

I myself now when
I can talk about this.



As you already know, I love travel-
ling

A. 'm enjoying

B. enjoy

Mamy tu przykład tymczasowej czynności,
dodatkowo użyte jest „now”.

Dlatego poprawna odpowiedź to A.

Więcej tu:

<https://dictionary.cambridge.org/grammar/british-grammar/enjoy>


A. are always asking

B. always ask

Jeśli jakieś powtarzające się czynności są problematyczne lub irytujące używamy formy ciągłej. Standardowo oczywiście przy zdaniach z always mamy Present Simple.

Dlatego poprawna odpowiedź to A. Więcej tu:

<https://dictionary.cambridge.org/grammar/british-grammar/always?q=Always+with+continuous+verb+forms>



**You me how
to get motivated.**



**I a few people
who could help you.**

A. 'm knowing

B. know

Tak, jak w przypadku „to want”, „to know” nie lubi formy -ing. No bo, jak już się wie to się wie :-)

Dlatego poprawna odpowiedź to B

Więcej tu:

<https://dictionary.cambridge.org/grammar/british-grammar/know>


A. 'm not believing

B. don't believe

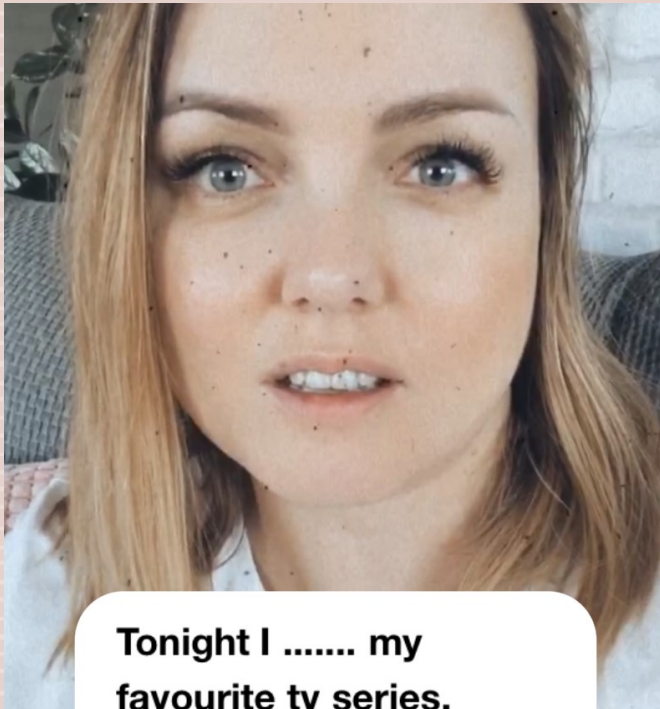
Identyczna sytuacja, jak powyżej.

Albo wierzysz, albo nie. Nie możesz wierzyć „tymczasowo”

Dlatego poprawna odpowiedź to B.



*I in destiny
any more.*



**Tonight I my
favourite tv series.
It at 8 o'clock in the
evening.**

A. 'm watching / starts

B. watch / is starting

Pierwsze zdanie mówi o naszych planach na przyszłość.
Tu używamy Present Continuous.

<https://dictionary.cambridge.org/grammar/british-grammar/future-present-continuous-to-talk-about-the-future-i-m-working-tomorrow?q=Future%3A+present+continuous+to+talk+about+the+future+%28I%E2%80%99m+working+tomorrow%29>

Natomiast jeśli mówimy o rozkładach jazdy, programie TV, wtedy stosujemy Present Simple. Poprawna odpowiedź to: A

<https://dictionary.cambridge.org/grammar/british-grammar/future-present-simple-to-talk-about-the-future-i-work-tomorrow?q=present+future>

Dlatego poprawna odpowiedź to A.

**I OF ORGANIZING
SOME LIVE.**



A. 'm thinking

B. think

„To think” w przypadku, kiedy znaczy, że podejmuję decyzję, coś rozważamy, możemy użyć w Present Continuous.

Więcej tu:

<https://dictionary.cambridge.org/grammar/british-grammar/think>

Dlatego poprawna odpowiedź to A.

What..... these lessons?
..... them?



A. are you thinking of / Do you like
B. do you think of / Do you like

„To think” znaczące wyrażanie opinii, lub tak jak tu pytamy o opinię, nie możemy użyć w Present Continuous. Zawsze w Present Simple.

Więcej tu:

<https://dictionary.cambridge.org/grammar/british-grammar/think>

Jak lubimy coś, to na stałe (przynajmniej wg Anglików), więc „to like” zawsze w Present Simple. Poprawna odpowiedź to B. Więcej tu:

<https://dictionary.cambridge.org/grammar/british-grammar/like?q=Like+as+a+verb+meaning+%E2%80%9998enjoy%E2%80%9999>

TODAY

On the menu

ON

AT

IN

PREPOSITIONS
OF TIME

#justtakealesson

Which word would
you use
in the following
sentences?

GOOD LUCK!

#justtakealesson

1.
Today I woke up
..... 7 o'clock
..... the morning.

#justtakealesson

2.
This restaurant
opens
..... midday and
closes
..... midnight.

#justtakealesson

3.
Please find some
time for yourself
..... today. I
know it can be
difficult
..... the moment.

#justtakealesson

4.
I like having
a nap
..... the afternoon.
Oh! It's 3 p.m. so
I will do it
..... a few minutes.

#justtakealesson

5.
..... this week
we are staying
at home.
Probably next
week we will
choose the same.

#justtakealesson

6.
What do you
do Sunday
mornings?
..... spring I
always walk.

#justtakealesson

7.
Hopefully, we
could visit our
family
..... Easter.
It will be a
few weeks.

#justtakealesson

8.
I was born
..... 13th August.
It took place
..... 1982.
Wow, it was
..... the 20th
century!

#justtakealesson

9. Please don't
call me
..... lunchtime.
..... present it is
my family time.

#justtakealesson

10.
I hate being
disturbed
night. You should
know it if you
want to call
me the future.

#justtakealesson

Answers

1. at/in

2. at/at

3. -/ at

4. in/in

5. -/-

6. on/in

7. at / in

8. on / in / in

9. at / at

10. at / in

EXPLANATIONS



IN

Miesiące: **in** January

Lata: **in** 2020, **in** the 1990s

Pory roku: **in** spring

Stulecia: **in** the 20th century

Wyrażenia: **in** the past, **in** the future, **in** the morning /
afternoon / evening, **in** two minutes (za dwie minuty),
in a few days / months etc.

AT

Godziny: **at** 11 o'clock

Święta: **at** Easter, **at** Christmas

Wyrażenia: **at** the moment, **at** the same time, **at** present,
at the weekend, **at** noon, **at** night, **at** midnight, **at** lunchtime



ON

Dni: **on** Saturday

Daty: **on** 13th March 2020

Pory dnia: **on** Friday morning

Przymiotnik + day: **on** a sunny day

TODAY

On the menu

CRUISE

JOURNEY

TOUR

TRAVEL

TRIP

VOYAGE

#justtakealesson

Which word would
you use
in the following
sentences?

GOOD LUCK!

#justtakealesson

1.
I like air
I hate traveling
by car.

#justtakealesson

2.
You can travel to
the USA by ship.
However, it is a
really long

#justtakealesson

3.
Kamila went on
one-week
to the Caribbean.

#justtakealesson

4.
It isn't sure if
Eryk goes on a
school this
year.

#justtakealesson

5.
During
our across
the States, we
had a lot of
fascinating
adventures.

#justtakealesson

6.
Last January I
went on a
sightseeing
of Tel Aviv.

#justtakealesson

ANSWERS

1. travel

<https://dictionary.cambridge.org/dictionary/english/travel>

2. voyage

<https://dictionary.cambridge.org/dictionary/english/voyage>

3. cruise

<https://dictionary.cambridge.org/dictionary/english/cruise>

4. Trip

<https://dictionary.cambridge.org/dictionary/english/trip>

5. journey

<https://dictionary.cambridge.org/dictionary/english/journey>

6. tour

<https://dictionary.cambridge.org/dictionary/english/tour>

TODAY

On the menu

EXCITING

OR

EXCITED

ADJECTIVES

-ING

-ED

#justtakealesson

Which word would
you use
in the following
sentences?

GOOD LUCK!

#justtakealesson

It was
really
when I
realized I like
publishing
Instastories.

1. SURPRISED
2. SURPRISING

#justtakealesson

Some word in
English are

.....

1. CONFUSED
2. CONFUSING

#justtakealesson

I am really
when I see how
many people
follow this
profile.

1. EXCITED
2. EXCITING

#justtakealesson

I believe
everyone
is with
this situation.

1. TIRED
2. TIRING

#justtakealesson

Today I saw a few
groups of teens
outside.
It was
really

1. DISAPPOINTED
2. DISAPPOINTING

#justtakealesson

Teaching
English is
SO

1. SATISFIED
2. SATISFYING

#justtakealesson

ANSWERS

What are
you in?

1. INTERESTED
2. INTERESTING

#justtakealesson

surprising, confusing, excited, tired,
disappointing, satisfying, interested,
fascinated

Every day I
get more and
more
with social
media.

1. FASCINATED
2. FASCINATING

#justtakealesson

EXPLANATION

Przymiotniki kończące się na –ED: opisują, jak czuje się osoba.

Przymiotniki kończące się na –ING: opisują efekty.

Tu więcej na ten temat:

<https://dictionary.cambridge.org/grammar/british-grammar/adjectives-forms>



Gratuluję!

To już koniec ćwiczeń!
Znajdźmy się na IG, jeśli
chcesz dalej doskonalić
swój angielski!

[@just_takeabreak](#)



Copyright © 2020 Justyna Roziwska

Wydawca: Konrad Roziwski

Wydanie I

Skierniewice 2018

ISBN: 978-83-957343-0-4

Sprzedaż: <https://justtakeabreak.pl/sklep>